



MATERNITY CARE COALITION
STATEMENT OF ACTIVITIES
YTD APRIL, 2018

	Current Period Actual	Current Period Budget - Original	Current Period Budget Variance - Original	Total Budget - Original
Revenue				
Foundations	1,782,382	1,608,463	173,918	1,930,156
Community Funds	121,235	100,000	21,235	120,000
Healthcare Organizations	597,035	495,833	101,202	595,000
Government Grants	5,504,463	5,725,624	-221,161	6,870,749
Corporations	89,457	94,167	-4,710	113,000
Individuals	307,352	333,333	-25,981	400,000
Religious and Service Organizations	5,400	0	5,400	0
Research Grants	0	33,333	-33,333	0
Donated Supplies and Services	286,739	738,293	-451,554	885,952
Other (Interest Income)	80,608	41,667	38,942	50,000
Total Revenue	<u>8,774,670</u>	<u>9,170,714</u>	<u>-396,044</u>	<u>11,004,857</u>
Expense				
Salaries	4,830,911	5,006,318	175,407	6,007,582
Fringe Benefits	1,222,984	1,297,637	74,653	1,557,164
Professional Fees/Audit	516,037	416,018	-100,019	499,222
Subcontractors	326,667	351,667	25,000	422,000
Rent and Utilities	686,022	639,319	-46,703	767,183
Telephone and Data Lines	117,710	91,667	-26,043	110,000
Printing and Postage	67,582	63,750	-3,832	76,500
Office Supplies	33,591	25,750	-7,841	30,900
Program Supplies & Equipment	155,043	170,083	15,041	204,100
Parent Child Activities EHS	6,619	10,833	4,214	13,000
Insurance	81,547	80,600	-947	96,720
Staff/Volunteer Travel	54,929	35,167	-19,762	42,200
Training/Travel for Training	63,619	111,667	48,047	134,000
Conferences and Meetings	45,466	25,000	-20,466	30,000
Vehicle Expense	176,583	145,833	-30,750	175,000
Cribs and Supplies	114,456	133,333	18,878	160,000
Construction/Renovation/Furnishings	5,607	4,167	-1,440	5,000
Donated Supplies and Services	286,739	738,293	451,554	885,952
Depreciation	28,638	80,000	51,362	96,000
Other	206,701	197,107	-9,593	236,529
Total Expense	<u>9,027,450</u>	<u>9,624,209</u>	<u>596,759</u>	<u>11,549,051</u>
Excess of Revenue over Expense	<u>-252,780</u>	<u>-453,495</u>	<u>200,716</u>	<u>-544,194</u>



MATERNITY CARE COALITION
 STATEMENT OF ACTIVITIES
 EHS FEDERAL SHARE
 2.1.2018 - 4.30.2018

	Current Period Actual	Current Period Budget	Current Period Budget Variance	Total Budget
Revenue				
Government Grants	<u>915,171</u>	<u>970,917</u>	-55,746	<u>3,883,668</u>
Total Revenue	<u>915,171</u>	<u>970,917</u>	<u>-55,746</u>	<u>3,883,668</u>
Expense				
Salaries	418,519	513,415	94,896	2,053,662
Fringe Benefits	136,191	140,363	4,171	561,451
Professional Fees/Audit	55,646	43,558	-12,088	174,232
Subcontractors	98,000	98,000	0	392,000
Rent and Utilities	124,998	80,117	-44,881	320,468
Telephone and Data Lines	14,202	10,860	-3,342	43,440
Printing and Postage	5,066	7,452	2,387	29,810
Office Supplies	1,522	3,476	1,954	13,905
Program Supplies & Equipment	9,884	15,761	5,877	63,045
Parent Child Activities EHS	0	2,000	2,000	8,000
Insurance	8,493	8,026	-467	32,103
Staff/Volunteer Travel	2,135	2,700	565	10,800
Training/Travel for Training	14,411	23,182	8,771	92,726
Conferences and Meetings	2,620	3,750	1,130	15,000
Vehicle Expense	10,839	9,800	-1,039	39,201
Construction/Renovation/Furnishings	3,815	0	-3,815	0
Other	<u>8,830</u>	<u>8,456</u>	<u>-373</u>	<u>33,825</u>
Total Expense	<u>915,171</u>	<u>970,917</u>	<u>55,746</u>	<u>3,883,668</u>
Excess of Revenue over Expense	<u>0</u>	<u>0</u>	<u>0</u>	<u>0</u>



MATERNITY CARE COALITION
 STATEMENT OF ACTIVITIES
 EHS NON FEDERAL SHARE
 2.1.18-4.30.18

	Current Period
	Actual
Revenue	
Foundations	88,209.99
Community Funds	23.22
Religious and Service Organizations	375.00
Donated Supplies and Services	<u>61,506.75</u>
Total Revenue	<u>150,114.96</u>
Expense	
Salaries	91,949.75
Fringe Benefits	23,241.79
Professional Fees/Audit	0.00
Rent and Utilities	1,903.00
Telephone and Data Lines	(733.44)
Printing and Postage	1,859.34
Office Supplies	3,758.04
Program Supplies & Equipment	1,440.67
Staff/Volunteer Travel	276.11
Training/Travel for Training	2,078.83
Conferences and Meetings	242.75
Vehicle Expense	16.83
Donated Supplies and Services	61,506.75
Depreciation	9,216.28
Other	<u>92.84</u>
Total Expense	<u>196,849.54</u>
Excess of Revenue over Expense	<u>(46,734.58)</u>



MATERNITY CARE COALITION
BALANCE SHEET
AS OF 4.30.2018

	<u>4.30.2018</u>	<u>6.30.2017</u>
Assets		
CURRENT ASSETS		
Cash and cash equivalents	1,069,894	1,955,771
Contributions Receivable	1,078,744	1,101,333
Prepaid Expenses and other current assets	<u>164,458</u>	<u>211,776</u>
Total CURRENT ASSETS	2,313,096	3,268,880
PROPERTY AND EQUIPMENT, net of accumulated depreciation	356,643	385,280
OTHER ASSETS		
Deposits	<u>71,899</u>	<u>71,894</u>
Total OTHER ASSETS	<u>71,899</u>	<u>71,894</u>
Total Assets	<u>2,741,638</u>	<u>3,726,054</u>
LIABILITIES AND NET ASSETS		
CURRENT LIABILITIES		
Accounts payable and accrued expenses	<u>77,627</u>	<u>644,403</u>
Total CURRENT LIABILITIES	77,627	644,403
NET ASSETS		
Unrestricted	1,797,105	1,917,844
Temporarily Restricted	<u>866,907</u>	<u>1,163,807</u>
Total NET ASSETS	<u>2,664,011</u>	<u>3,081,651</u>
Total LIABILITIES AND NET ASSETS	<u>2,741,638</u>	<u>3,726,054</u>



MATERNITY CARE COALITION
STATEMENT OF ACTIVITIES
YTD MAY, 2018

	Current Period Actual	Current Period Budget - Variance - Original	Current Period Budget - Variance - Original	Total Budget - Original
Revenue				
Revenue	1,935,378	1,769,310	166,068	1,930,156
Foundations	124,159	110,000	14,159	120,000
Community Funds	646,576	545,417	101,159	595,000
Healthcare Organizations	6,058,623	6,298,187	-239,564	6,870,749
Government Grants	93,057	103,583	-10,527	113,000
Corporations	382,135	366,667	15,469	400,000
Individuals	5,400	0	5,400	0
Religious and Service Organizations	0	36,667	-36,667	40,000
Research Grants	310,135	812,123	-501,987	885,952
Donated Supplies and Services	82,720	45,833	36,887	50,000
Other (Interest Income)	9,638,183	10,087,786	-449,603	11,004,857
Expense				
Expense	5,263,377	5,506,950	243,573	6,007,582
Salaries	1,327,898	1,427,400	99,502	1,557,164
Fringe Benefits	567,313	457,620	-109,693	499,222
Professional Fees/Audit	359,333	386,833	27,500	422,000
Subcontractors	763,092	703,251	-59,841	767,183
Rent and Utilities	128,390	100,833	-27,556	110,000
Telephone and Data Lines	72,879	70,125	-2,754	76,500
Printing and Postage	34,878	28,325	-6,553	30,900
Office Supplies	169,202	187,092	17,890	204,100
Program Supplies & Equipment	6,619	11,917	5,297	13,000
Parent Child Activities EHS	90,738	88,660	-2,078	96,720
Insurance	59,525	38,683	-20,841	42,200
Staff/Volunteer Travel	99,150	122,833	23,684	134,000
Training/Travel for Training	48,776	27,500	-21,276	30,000
Conferences and Meetings	194,968	160,416	-34,552	175,000
Vehicle Expense	124,454	146,667	22,213	160,000
Cribs and Supplies	12,231	4,583	-7,648	5,000
Construction/Renovation/Furnishings	310,135	812,123	501,988	885,952
Donated Supplies and Services	29,688	88,000	58,312	96,000
Depreciation	219,873	216,818	-3,055	236,529
Other	9,882,517	10,586,630	704,113	11,549,051
Excess of Revenue over Expense	<u>-244,334</u>	<u>-498,845</u>	<u>254,510</u>	<u>-544,194</u>



MATERNITY CARE COALITION
STATEMENT OF ACTIVITIES
EHS FEDERAL SHARE
2.1.18 - 5.31.18

	Current Period Actual	Current Period Budget	Current Period Budget Variance	Total Budget -
Revenue				
Government Grants	<u>1,229,161</u>	<u>1,294,556</u>	<u>-65,395</u>	<u>3,883,668</u>
Total Revenue	<u>1,229,161</u>	<u>1,294,556</u>	<u>-65,395</u>	<u>3,883,668</u>
Expense				
Salaries	564,252	684,554	120,302	2,053,662
Fringe Benefits	176,054	187,151	11,097	561,451
Professional Fees/Audit	72,010	58,077	-13,932	174,232
Subcontractors	130,667	130,667	0	392,000
Rent and Utilities	168,342	106,823	-61,519	320,468
Telephone and Data Lines	18,089	14,480	-3,609	43,440
Printing and Postage	7,130	9,937	2,806	29,810
Office Supplies	2,110	4,635	2,526	13,905
Program Supplies & Equipment	14,774	21,015	6,241	63,045
Parent Child Activities EHS	0	2,667	2,667	8,000
Insurance	11,444	10,701	-743	32,103
Staff/Volunteer Travel	2,497	3,600	1,103	10,800
Training/Travel for Training	30,082	30,909	827	92,726
Conferences and Meetings	3,179	5,000	1,821	15,000
Vehicle Expense	14,103	13,067	-1,036	39,201
Construction/Renovation/Furnishings	3,815	0	-3,815	0
Other	<u>10,613</u>	<u>11,275</u>	<u>662</u>	<u>33,825</u>
Total Expense	<u>1,229,161</u>	<u>1,294,556</u>	<u>65,396</u>	<u>3,883,668</u>
Excess of Revenue over Expense	<u>0</u>	<u>0</u>	<u>0</u>	<u>0</u>



MATERNITY CARE COALITION
 STATEMENT OF ACTIVITIES
 EHS NON FEDERAL SHARE
 2.1.18-5.31.18

Current Period
Actual

Revenue	
Foundations	119,805.66
Community Funds	23.22
Religious and Service Organizations	375.00
Donated Supplies and Services	<u>84,902.65</u>
Total Revenue	<u>205,106.53</u>

Expense	
Salaries	121,579.84
Fringe Benefits	30,134.81
Professional Fees/Audit	0.00
Rent and Utilities	1,903.00
Telephone and Data Lines	(651.14)
Printing and Postage	1,859.34
Office Supplies	3,763.64
Program Supplies & Equipment	1,587.37
Staff/Volunteer Travel	536.80
Training/Travel for Training	2,792.81
Conferences and Meetings	397.01
Vehicle Expense	40.00
Donated Supplies and Services	84,902.65
Depreciation	9,852.64
Other	<u>92.84</u>
Total Expense	<u>258,791.61</u>

Excess of Revenue over Expense
(53,685.08)



MATERNITY CARE COALITION
BALANCE SHEET
AS OF 5.31.2018

6.30.2017

5.31.18

Assets

CURRENT ASSETS

Cash and cash equivalents	1,955,771	1,223,881
Contributions Receivable	1,101,333	842,561
Prepaid Expenses and other current assets	<u>211,776</u>	<u>161,011</u>
Total CURRENT ASSETS	<u>3,268,880</u>	<u>2,227,452</u>

PROPERTY AND EQUIPMENT, net of accumulated depreciation

	385,280	355,593
--	---------	---------

OTHER ASSETS

Deposits	71,894	71,899
Total OTHER ASSETS	<u>71,894</u>	<u>71,899</u>
Total Assets	<u>3,726,054</u>	<u>2,654,945</u>

LIABILITIES AND NET ASSETS

CURRENT LIABILITIES

Accounts payable and accrued expenses

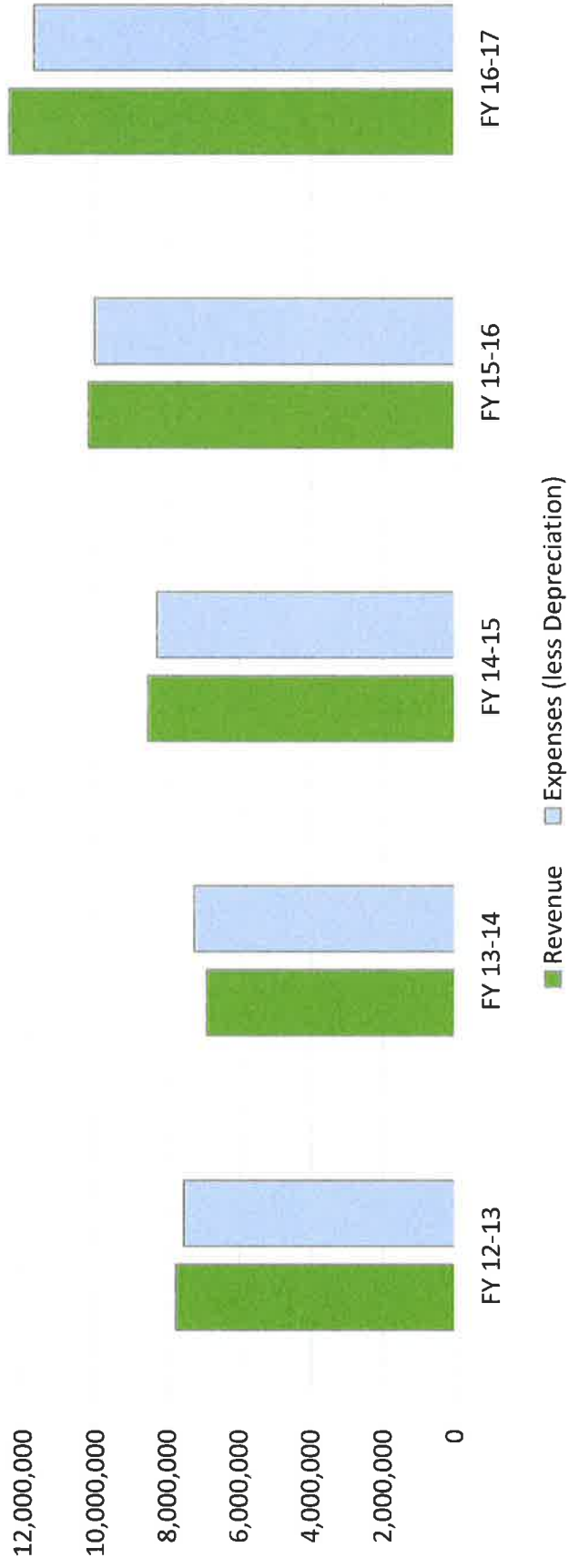
	644,403	96,852
Total CURRENT LIABILITIES	<u>644,403</u>	<u>96,852</u>

NET ASSETS

Unrestricted	1,917,844	1,696,995
Temporarily Restricted	<u>1,163,807</u>	<u>861,097</u>
Total NET ASSETS	<u>3,081,651</u>	<u>2,558,092</u>
Total LIABILITIES AND NET ASSETS	<u>3,726,054</u>	<u>2,654,945</u>

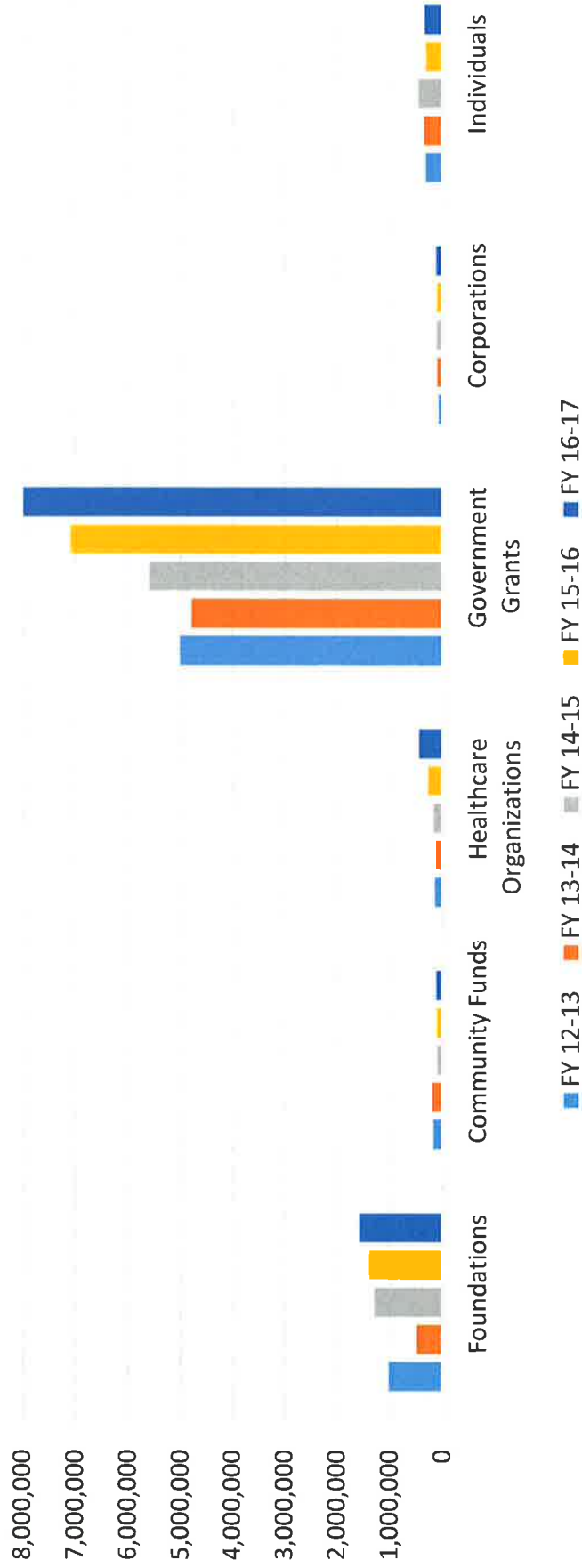
MATERNITY CARE COALITION
REVENUE AND EXPENSE TRENDS
5 YEARS THRU FY 16-17

Five Year Overview



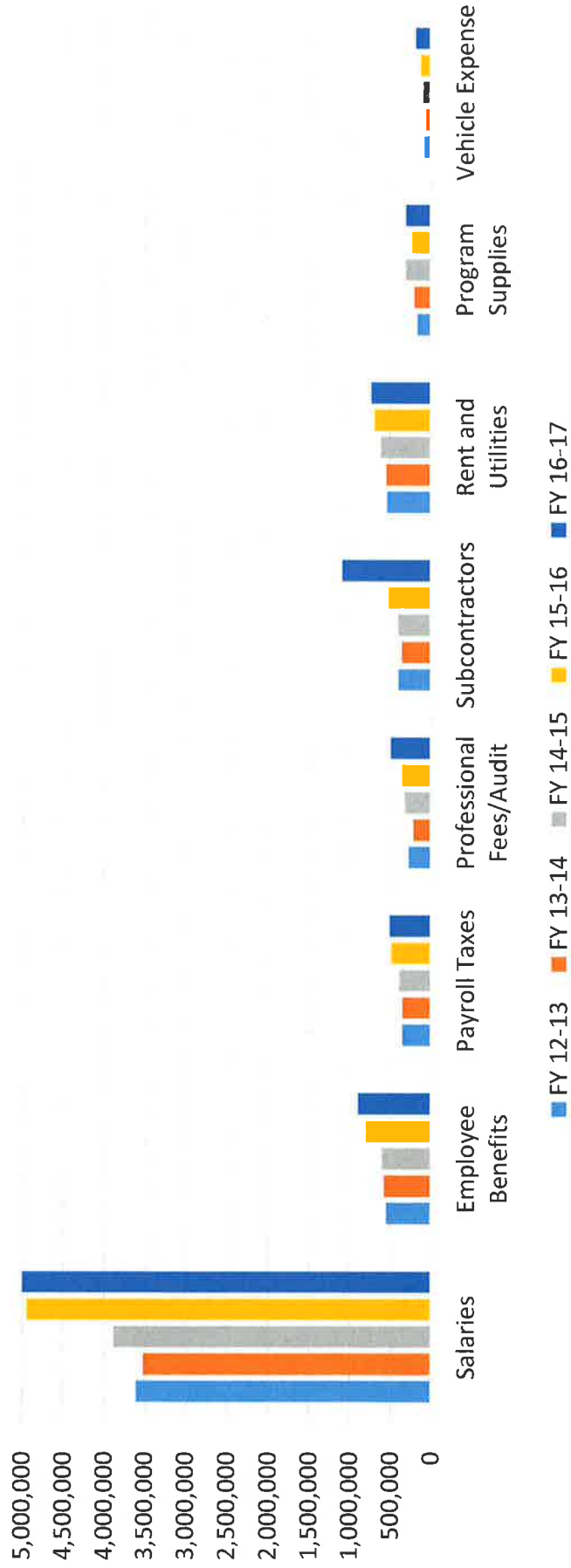
MATERNITY CARE COALITION
 REVENUE BY SOURCE
 5 YEARS THRU FY 16-17

5 Year Overview - Revenues of Top 6 Sources



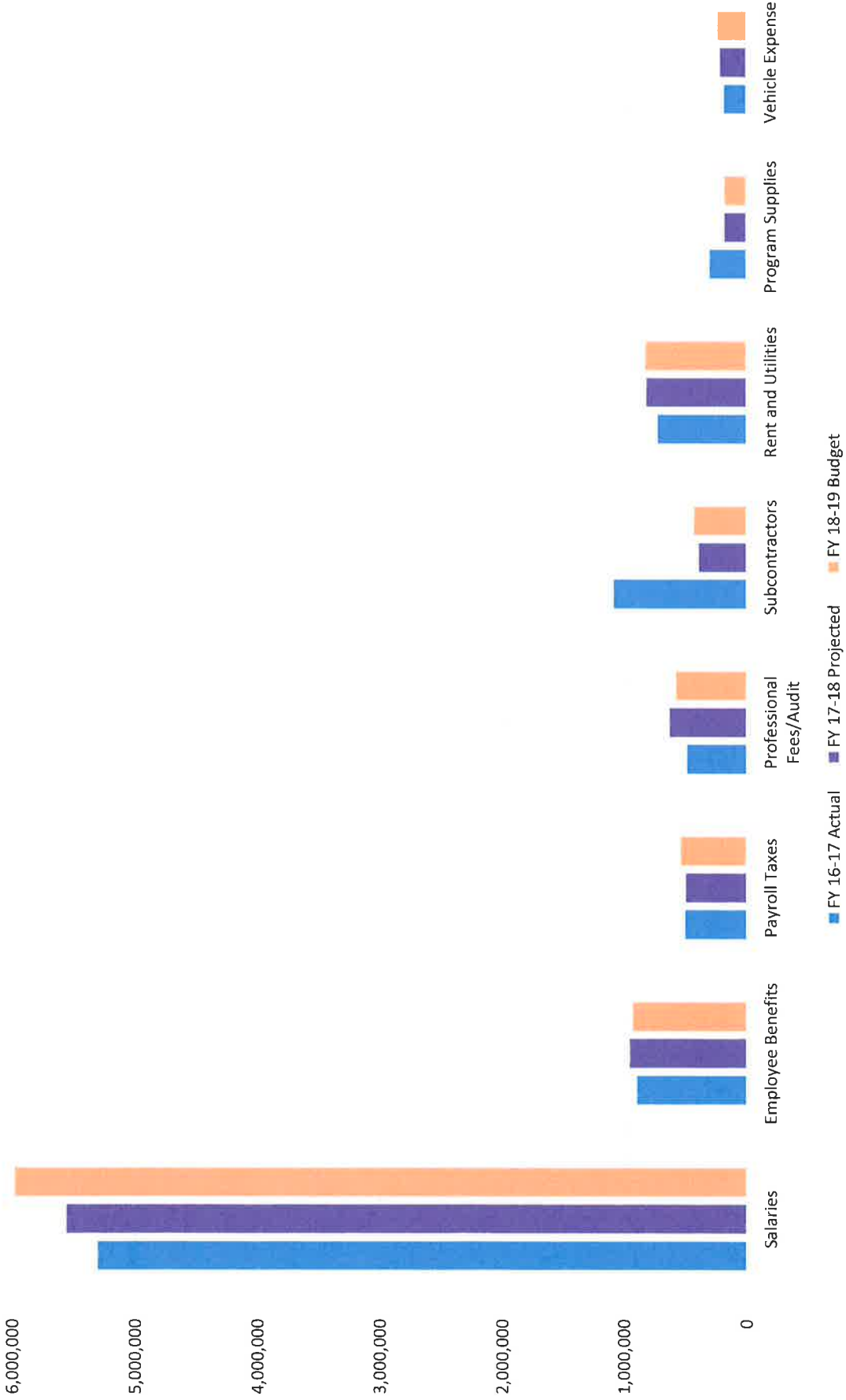
MATERNITY CARE COALITION
 EXPENSE COMPARISON
 5 YEARS THRU FY 16-17

5 Year Overview - Top 8 Expenditures



MATERNITY CARE COALITION
 FY 18-19 BUDGET
 ACTUALS, PROJECTED AND BUDGETED

Comparison of Top 8 Expenditures - Budget vs. Actual



MATERNITY CARE COALITION
BUDGETED REVENUE
FY 18-19

Account Title	FY 17-18 Budget	FY 18-19 Actual + Projected	Actuals	Projected	Notes
Janssen Pharmaceuticals - CHC	3,000	-			
La-Mel Garden Foundation	2,000	-			
Rebecca Hart Swartzlander Trust - CHC	5,000	-			
Beneficial	-	2,500		2,500	
St Mary Medical	-	30,000	30,000		
DHS Healthy Families America	408,000	400,000	200,000	200,000	
Government Grants and Contract		-			
PDPH-Breastfeeding	30,000	-			
PDHS - CRIBS	401,108	401,108	401,108		
Philadelphia Prison	125,000	125,000	125,000		
Healthy Start Grant 14-19	675,000	675,000	562,500	112,500	
Children's Trust Fund	50,000	33,333		33,333	
National Association of County	-	-			
Bucks County Children and Yout		50,000		50,000	Fee for Service based on referrals
Montgomery Cty Detention Cente		-			
CHC - Elect	307,000	295,000	295,000		
OCDEL	-	-			
MIECHV	675,000	857,200	857,200		Expanded in 17-18
DHHS Parenting Collaborative	100,176	100,176	100,176		
Other Government		-			
EHSGRANT 2.1.17-1.31.18	3,883,668	3,982,276	3,982,276		
EHSADMIN 2.1.17-1.31.18		-			
Bucks Cty Children Youth CHC	155,797	70,000		70,000	Fee for Service based on referrals
EHSFEDGRANT18-19		-			
EHSFEDADMIN18-19		-			
Crib Contributions	10,000	12,500		12,500	
CACFP Grant	50,000	50,000	50,000		
Healthcare Organizations/Hospi		-			
Einstein Healthcare Network	55,000	55,000		55,000	
KeystoneFirst	180,000	180,000		180,000	
PA- American Academy of Pediatrics	25,000	-			
Keystone Mercy-Safe Start	-	-			
United Health Care Americhoice		-			
Jefferson Univ Hospital	4,000	2,000		2,000	
Aetna Better Health		-			
Aetna Better Health HMO		-			
University fo Pa Health System	110,000	20,300		20,300	Safe Sleep
Temple U Center of Excellence	70,000	70,000		70,000	
Health Partners Plan COE	97,500	104,000		104,000	
UPenn Center of Excellence	32,500	-			
Fee for Service-MISC	21,000	16,500		16,500	
Fischer Legacy Fund		150,000		150,000	
Other Individuals	400,000	200,000		200,000	
Temple-Early Literacy - Research	40,000	-			
Other Income	50,000	-			
Carry over		450,000			
	11,004,857	10,786,143	7,523,060	2,813,083	

